



# ETHIOPIA, AFRICA

## BLESSING THE CHILDREN INTERNATIONAL MISSION TRIP

*An informational booklet  
to help you prepare  
for your trip.*



**Impact Your Life,  
While Impacting Others.  
You Will Never be the Same!**

## CONTENTS

<b>THE MISSION TRIP EXPERIENCE.....</b>	<b>- 1 -</b>
<b>GETTING STARTED.....</b>	<b>- 2 -</b>
PASSPORT INFORMATION .....	- 2 -
VISA INFORMATION .....	- 3 -
TRIP COST.....	- 3 -
<b>MISSION TRIP PAYMENT PROCESS.....</b>	<b>- 4 -</b>
REGISTRATION PROCESS.....	- 4 -
TICKETING PROCESS .....	- 4 -
PRE-DEPARTURE PROCESS.....	- 4 -
<b>HEALTH &amp; MEDICAL.....</b>	<b>- 5 -</b>
<b>GENERAL INFORMATION.....</b>	<b>- 5 -</b>
LUGGAGE ALLOWANCE .....	- 5 -
APPLICATION PROCESSING AND DEADLINES.....	- 5 -
ACCOMMODATIONS .....	- 5 -
WHAT CLOTHES TO BRING .....	- 5 -
FOOD AND DRINK .....	- 6 -
LANGUAGE .....	- 6 -
MONEY MATTERS.....	- 6 -
<b>MINISTRY OPPORTUNITIES.....</b>	<b>- 7 -</b>
TEACHING IN OUR SCHOOL .....	- 7 -
MEDICAL & DENTAL CARE .....	- 7 -
CHILDREN’S MINISTRIES .....	- 7 -
CHILD SPONSOR OPPORTUNITIES.....	- 8 -
GIVING TO THE POOR .....	- 8 -
OTHER IDEAS.....	- 8 -
ADDITIONAL QUESTIONS .....	- 8 -
SAMPLE ITINERARY .....	- 8 -
<b>RAISING YOUR SUPPORT.....</b>	<b>- 11 -</b>
SAMPLE FUND-RAISING LETTER.....	- 13 -
RECOMMENDED BOOKS FOR RAISING SUPPORT .....	- 14 -
<b>SAMPLE PACKING LIST.....</b>	<b>- 15 -</b>
<b>ADDITIONAL INFORMATION.....</b>	<b>- 16 -</b>
<b>FREQUENTLY ASKED QUESTIONS.....</b>	<b>- 17 -</b>

# THE MISSION TRIP EXPERIENCE

One thing for sure; your life will never be the same. Over and over again, people returning from a mission trip have said what a life changing experience it is.

## WHY SHOULD ANYONE GO ON A MISSION TRIP?

**Because Jesus commanded it** – Jesus said, “Go and make disciples of all nations” (Matthew 28:19). Everyone can and should “go” to someone somewhere with the gospel – whether by mail, phone, or maybe even in person! And... those who can’t go should send.

**To make a difference in people’s lives** – In traveling to a third world country, you’ll meet people who have never heard the name Jesus or seen a white person for that matter. Your presence and love will strengthen and encourage children and adults alike. Just a smile while passing through a village can communicate hope and joy.

**Because it will change your life forever!** – You’ll enjoy fellowshiping with the rest of the team, the BCI Staff, social workers and partner church leaders. You’ll experience sights and sounds of another part of the world, the presence and power of God’s Spirit that is universal and the enthusiasm and passion of mission work – all guaranteed to give you renewed spiritual vigor.

## WHAT TO EXPECT?

In traveling to a third-world country, so you can expect a long plane ride, simple hotels/rooms, and safe but simple meals. We won’t be able to afford you all of the comforts of home and it maybe a little tough at times, but you will be safe and come away with hours of experiences to share when you return.



Our staff, experienced in third-world travel, will be with you the whole time and serve as your guides while on your trip. Throughout your visit, you will experience the hospitality of the poor, learn about their social and economic realities, and be inspired by people’s simple faith. You will never forget their faces, their love, or their gratitude; and if you’re not careful the children will steal your heart forever!

Without a doubt, you will return home more grateful than ever for America ... for your own Christian heritage ... and for the life-changing adventure you will have had because you, too, heard and answered the Call.



# GETTING STARTED

## 1. Check list for Passport

- \_\_\_\_\_ I have a valid passport.
- \_\_\_\_\_ My passport has at least 3 blank pages for visa purposes.
- \_\_\_\_\_ My passport doesn't expire for at least 6 months from departure date.

If all 3 are not checked, it is imperative that you begin the process for a new passport. (See Passport Information below.)

- ## 2. Obtain a Visa to enter Ethiopia [OPTIONAL for U.S. and Canadian passport holders].
- U.S. and Canadian passport holders can get a Visa upon arrival in Ethiopia. This is our recommendation. Otherwise, you can obtain your Visa prior to departure to minimize time upon arrival in Ethiopia. (See Visa Information on page 3.)
- ## 3. Complete and mail an application with the \$40 application fee and a copy of your passport (if available).
- [http://blessingthechildren.org/Forms/BCI\\_Missions\\_Application.pdf](http://blessingthechildren.org/Forms/BCI_Missions_Application.pdf)
- ## 4. Upon receipt of your application, you will be contacted to make flight arrangements.
- Your tickets will be sent to you along with a special letter authorizing your Missionary Fares. You must keep the letter with you at all times during your travel. The cost of your trip includes the cost of your airline tickets from a major U.S. City.

Please remember that on trips like this, the operative word is “flexibility.” We are committed to you having a great experience whether this is your first or fifteenth missions’ trip. We will do everything possible to reach that goal. In response, we ask that you be as flexible as possible in working with us.

## PASSPORT INFORMATION

Obtaining a passport can take up to 25 working days so plan accordingly. If you do not have a valid passport as defined in the previous section, you will need to pick up an application from your post office (main branch) and make sure you have the following:

- Proof of U.S. citizenship (previous passport or certified birth certificate)
- Proof of identity (Picture I.D. like your driver's license)
- Application fee is from \$60-\$90 (including photos that you will need to have taken)

For complete detailed information, please see: <http://travel.state.gov>

### **SPECIAL NOTE**

*For a small fee, Travel Documents Systems (TDS) located in Washington D.C. will assist you in obtaining or updating your passport. TDS can be reached at:*

*Phone – (800) 874-5100 toll free*

*Website – <http://www.traveldocs.com>*

*Email – [info@traveldocs.com](mailto:info@traveldocs.com)*

## VISA INFORMATION

---

You will need a Visa to enter Ethiopia. American and Canadian passport holders can get this upon arrival in Ethiopia. This is our recommendation when possible. Otherwise, you can apply to your local Ethiopian Embassy for a Visa prior to your departure. Visa options are:

**Upon Arrival** – a 90 day Visa that will cost \$20 USD.

**Prior to departure 2-year Visa** – a multiple entry Visa for two years and costs \$70.

**Prior to departure 90-day Visa** – a single entry Visa for 90 days and costs \$40.

If you choose to send to your passport to a local Ethiopian Embassy for a Visa prior to departure, you will need to send in the following:

1. A valid U.S. passport.
2. A completed and signed visa application form, available here:  
<http://www.ethiopianembassy.org/pdf/Visa%20Application%20form.pdf>
3. One passport-type color photograph (available at most drug stores or AAA).
4. Copy of round trip airline ticket or itinerary (printed email copy is fine).

See <http://www.ethiopianembassy.org/services/visa.shtml> for more information.

When filling out the Visa application for a 2-year-visa, please be sure to use the following:

Place of Request: “**Wash DC, USA**” – Visa Type: “**Tourist**” – Duration: “**730 days**”

Entries: “**Multiple**”, Number of Supporting Documents: “**Two**”.

When filling out the Visa application for a 90-day-visa, please be sure to use the following:

Place of Request: “**Wash DC, USA**” – Visa Type: “**Tourist**” – Duration: “**90 days**”

Entries: “**Single**”, Number of Supporting Documents: “**Two**”.

You may send your passport directly to the Embassy of Ethiopia in Washington, D.C. or for an additional fee of approximately \$30, Travel Documents Systems (TDS) can assist you in obtaining your visa. (TDS contact information can be found on bottom of page 2.)

## TRIP COST

---

Trip cost varies based on the season, purpose and destination of the trip. You may pay your trip cost is full upon your acceptance, or you may spread the cost over three months as follows:

- 1/3 due four months prior to departure date
- 1/3 due three months prior to departure date
- 1/3 due two month prior to departure date

The trip cost includes roundtrip airfare from a major U.S. city. Other included expenses are:

- Transportation: Airfare, ground transportation, taxis and shuttles
- Hotel and sleeping accommodations at our destination
- All meals and bottled water at our destination
- Translators, taxes and tips

Some examples of expenses not included are; passport, visa, vaccinations, medications and spending money. These expenses are the responsibility of the individual traveler.

All meals are provided in Ethiopia upon arrival, but you may want to bring enough money for a meal during any possible layovers in route to and from Ethiopia. Snacks are always a good idea. Be sure to bring sufficient funds to cover incidentals like spending money, gifts, souvenirs, snacks, and giving to the poor (as you may be led), etc.

# MISSION TRIP PAYMENT PROCESS

## REGISTRATION PROCESS

---

The registration process starts with the submission of the application (with Application Fee of \$40). Upon receipt, references are checked and if the applicant is accepted, and *Approval Letter* is mailed along with payment coupons. The registration process is completed by the applicant making their *First Payment*, at which time the applicant's position on that team is secure. Prior to receiving the *First Payment*, their position is not secured; positions on teams are filled on a first-come basis.

**First payment** – Due 4 months prior to departure date. If that date is past at the time the application is approved, then it is due within 7 days from the date of the acceptance letter. If first payment is late, a *Late Registration Fee* (\$100) is added to the trip price.

## TICKETING PROCESS

---

Upon receipt of the *Second Payment*, BCI will book airline tickets and confirm the itinerary with the missionary/team member before ticketing.

**Second Payment** – Due 3 months prior to departure date. If that date is past at the time the application is approved, then it is due with the first payment within 7 days from the date of the acceptance letter. If the second payment is late, a *Late Booking Fee* (\$100) is added to the trip price PLUS any additional cost in airfare.

## PRE-DEPARTURE PROCESS

---

A *Pre-Trip Kit* is mailed 3-4 weeks prior to departure, containing; a booklet of last-minute instructions, a shirt, airline tickets (receipt if e-tickets), and travel letter. The *Pre-Trip Kit* cannot be sent until all trip payments and late fees are paid in full.

**Third (final) Payment** – Due 2 months prior to departure date. If that date is past at the time the application is approved, then full trip payment is due within 7 days from the date of the acceptance letter. If full payment is not received by the due date, a *Late Payment Fee* (\$100) will be added to the trip price. The final payment cutoff date is five weeks prior to departure date or the trip will be cancelled and need to be rescheduled.

We make every effort to accommodate applicants. The above process is a guideline and though due dates may have past, you are welcome to apply anytime up to the departure of a trip.

### SPECIAL NOTE

Published prices listed on the Mission Trip Flyer, located here: ([http://blessingthechildren.org/Forms/Mission\\_Trips.pdf](http://blessingthechildren.org/Forms/Mission_Trips.pdf)) are discounted group prices (5% discount), available for published trips (people arriving with or departing with a team) and to custom groups of 10 or more. Individuals and teams of less than ten members are subject to regular pricing.

# HEALTH & MEDICAL

It is recommended that you seek medical advice concerning vaccinations at least six weeks prior to travel. Some vaccinations require an initial shot followed by a booster, and some vaccinations should not be given together. Each traveler should discuss his/her own personal health history and vaccinations with a health care professional.

Be sure to pack any prescription medications and bring a small amount of medical supplies with you, such as pain relievers, cold medications, anti-diarrhea tablets, and Band-Aids.

More info at: *Travel MD:* <http://travelmd.com/>  
*Center for Disease Control:* <http://www.cdc.gov/travel/eafrica.htm>

While in Ethiopia, there is access to a hospital right in Debre Zeyit. We are located just an hour drive from Addis Ababa, if there should be an emergency, you would have access to the best medical care Ethiopia has to offer.

## GENERAL INFORMATION

### LUGGAGE ALLOWANCE

---

Two 50 pound suitcases can be checked and you're allowed one carry-on bag along with a backpack, purse or computer bag. You can increase the weight of the two checked bags to 70 pounds each, usually for about a \$25 per bag fee. Sometime gate agents will not charge you if they know it is for humanitarian work. It is not a bad deal in light of extra checked bags costing \$180 each. Please review the sample packing list later in this booklet.

### APPLICATION PROCESSING AND DEADLINES

---

Applications are due 120 days prior to the departure date. For applications received after that date, we will do all we can to make your trip happen, but travel arrangements become increasingly more difficult closer to their trip departure.

We advise that you send in your application as soon as you have made your decision to go. Your trip cost may be affected by a late application, due to the change in airfare availability.

### ACCOMMODATIONS

---

Hotel accommodations are based on double occupancy when used. When staying at the ministry guest houses, your accommodations will be single beds in clean rooms. Two to four guests may share a room in guest houses.

### WHAT CLOTHES TO BRING

---

The weather is warm during the day and cool in the evening. There are two seasons: rainy and dry. The rainy season is from May through September.

If you are coming during the rainy season you may want to bring rain gear, and some warmer clothing. Walking shoes are essential. Casual dress is acceptable most of the time, even jeans. You may wish to bring a nicer outfit or two, in case you are invited to speak in a local church.

## FOOD AND DRINK

---

It is recommended that you not drink tap water unless you have been told it is safe to drink by our staff in Ethiopia.

Avoid eating fresh vegetables and fruits that may have been washed or prepared with tap water (food prepared by our staff and served in our guest house is safe to eat).

Drink sodas only from bottles or cans and avoid drinks served with ice or prepared with tap water. If in doubt – please ask.



## LANGUAGE

---

All BCI staff, many church leaders and quite a few of the children speak English.

**Ethiopia** – There are over 90 different languages spoken by the different people groups. The national language of Ethiopia is Amharic, and is unique to Ethiopia. The children coming into our program will generally speak Amharic or Oromo as their native language. Of course we are striving to see everyone of them learn English.

## MONEY MATTERS

---

How much to bring? That can seriously differ from person to person. Some bring a little more than \$100 and return with most of it, while others have brought thousands of dollars and come

back empty handed. There is no shortage of need, and if you have the means, then feel free to be as generous as you may.



### EXCHANGE RATE

**Ethiopia** uses the Ethiopian birr, which is currently worth about 10 cents in US dollars. So for every \$1 US, you will receive about 10 Ethiopian birr.

There are exchange bureaus/banks in Addis Ababa, but no banks exchange foreign currency in Debre Zeyit. Your team leader can exchange money for you anytime during your stay.

Travelers checks are generally not accepted in Ethiopia. Neither are credit cards (except at a two hotels in Addis), so you will want to bring cash.



# MINISTRY OPPORTUNITIES

There are many opportunities to help and minister during trips to Ethiopia. Whether you're a children's worker, evangelist, teacher, medical professional, dentist or just someone wanting to lend their help, you will return with a new sense of purpose and meaning. If you can hold a child, witness, teach or care for the poor, or like to work on maintenance projects then you have a place in this trip.

## TEACHING IN OUR SCHOOL

---

We can arrange class time in the school or meetings with teaching staff. Be aware that class sizes and the availability of teaching resources are quite different in a third world culture, from what you may be accustomed to in America.

We also need people to teach English, help children with their home work, and to coordinate activity days with the children.



## MEDICAL & DENTAL CARE

---



We need medical and dental personnel to provide medical checkups for the children and to help in local clinics and hospitals. Medical supplies and instruments are limited and antiquated, and there are few dental facilities. Please bring as much as possible in the way of supplies and tools. There is a pretty well developed system of pharmacies so medication is generally available.

While medications are VERY inexpensive, it is not free. Most patients will not be able to afford what may be prescribed. If you can bring financial resources to help, it would make all the difference.

## CHILDREN'S MINISTRIES

---

Working with the children will bless both you and the children. Talking to the children, answering their questions, working with them on planned activities or programs are all great ministry opportunities. In addition, you could plan a special children's activity for the community or for all children in partner churches.

It's a wonderful opportunity to impact many children and families for Christ. We need people who will bring ideas, activities and resources. Even the simplest of things can be exciting for children living in third-world countries.



## CHILD SPONSOR OPPORTUNITIES

---

If you are sponsoring a child, you will have a wonderful opportunity to spend quality time getting to know and loving your sponsored children.

If you are not currently sponsoring a child, perhaps God will move on your heart while in Ethiopia, making one of the children very special to you. It is really great for a child to be able to actually know their sponsor. Many children never get to meet the person who is taking care of them and providing their support, making it possible for them to be so well taken care of.

## GIVING TO THE POOR

---

We work with local churches in the area to identify some of the poorest families in the area. There will be opportunities to work with local leaders in purchasing necessities and food staples, to hand deliver to these people. Of course you will need to bring your own funds, but a little goes a long way when you are blessing people who are so poor and have almost nothing.

**When purchasing the threshing floor  
to build an altar, David wrote,  
“I will not sacrifice to the LORD my God  
burnt offerings that cost me nothing.”**



## OTHER IDEAS

---

There are so many opportunities to give of your time and talent on a mission trip. If you feel more comfortable working with your hands, there are many opportunities to work on construction of the school, churches, widow's houses in the community and such. We are looking to accommodate whatever mission opportunity you feel led to provide. Individual ministry requests should be coordinated through our mission office. Feel free to give us a call and discuss your ideas.

## ADDITIONAL QUESTIONS

---

Feel free to contact our staff at 888-269-2719 (toll free) for additional questions or information.

## SAMPLE ITINERARY

---

For your review, a sample itinerary is provided on the two following pages. A specific itinerary will be sent to you during the weeks prior to departure that will reflect the talent and interests of your particular team, purpose and destination.

# Team Ministry Outreach Schedule

KEY	Working with & Teaching Children	Tutors Needs Scheduling	Working with & Teaching Adults
COLO	Team Outing / Activity		Work Projects

[illegible][illegible]

Day Three - Thursday 4/3													
Location	7:00AM	8:00AM	9:00AM	10:00AM	11:00AM	NOON	1:00PM	2:00PM	3:00PM	4:00PM	5:00PM	6:00PM	Evening
Guest House	Breakfast	D&M				Lunch						Dinner	
At Churches			English Class - Lvl 1							English Class - Lvl 2			
In Community			Home Visits							Home Visits			
In Community			Home Repair/Fix Up							Home Repair/Fix Up			

Day Four - Friday 4/4													
Location	7:00AM	8:00AM	9:00AM	10:00AM	11:00AM	NOON	1:00PM	2:00PM	3:00PM	4:00PM	5:00PM	6:00PM	Evening
Guest House	Breakfast	D&M				Lunch						Dinner	
At Churches					Speaker - Church #2								
In Community				Home Visits						Home Visits			
Community			Home Devote/Ev In	Home Devote/Ev In						Home Devote/Ev In			

Day Five - Saturday 4/5													
Location	7:00AM	8:00AM	9:00AM	10:00AM	11:00AM	NOON	1:00PM	2:00PM	3:00PM	4:00PM	5:00PM	6:00PM	Evening
Guest House	Breakfast	D&M				Lunch						Dinner	
At Churches										HIV class			
In Community			Activity Day - Church #1										
In Community						Visit Open Market			Day Trip - Local Villages				

Day Six - Sunday 4/6													
Location	7:00AM	8:00AM	9:00AM	10:00AM	11:00AM	NOON	1:00PM	2:00PM	3:00PM	4:00PM	5:00PM	6:00PM	Evening
Guest House	Breakfast	D&M										Dinner	
At Churches				Church Service/Speakers		Lunch				Community Service w/ children			
In Community										Cleaning Church & Compound			



Day Seven - Monday 4/7													
Location	7:00AM	8:00AM	9:00AM	10:00AM	11:00AM	NOON	1:00PM	2:00PM	3:00PM	4:00PM	5:00PM	6:00PM	Evening
Guest House	Breakfast	D&M				Lunch						Dinner	
At Churches			English Class - Lvl 1	Hygiene Class					English Class - Lvl 2				
In Community			Home Visits						Home Visits				
In Community			Home Repair/Fix Up						Home Repair/Fix Up				

Day Eight - Tuesday 4/8													
Location	7:00AM	8:00AM	9:00AM	10:00AM	11:00AM	NOON	1:00PM	2:00PM	3:00PM	4:00PM	5:00PM	6:00PM	Evening
Guest House	Breakfast	D&M				Lunch						Dinner	
At Churches													
In Community			Home Visits						Home visits				
In Community			Home Repairs/Fix Up						Home Repairs/Fix Up				

Day Nine - Wednesday 4/9													
Location	7:00AM	8:00AM	9:00AM	10:00AM	11:00AM	NOON	1:00PM	2:00PM	3:00PM	4:00PM	5:00PM	6:00PM	Evening
Guest House	Breakfast	D&M				Lunch						Dinner	
At Churches				Speaker - Church #4							Speaker - Church #1		
In Community			Home Visits						Home Visits				
In Community			Home Repairs/Fix Up						Home Repairs/Fix Up				

Day Ten - Thursday 4/10													
Location	7:00AM	8:00AM	9:00AM	10:00AM	11:00AM	NOON	1:00PM	2:00PM	3:00PM	4:00PM	5:00PM	6:00PM	Evening
Guest House	Breakfast	D&M				Lunch						Dinner	
At Churches			English Class - Lvl 1	Hygiene Class					English Class - Lvl 2		Bible/Dev(A)		
In Community											Bible/Dev(B)		
In Community			Home Visits	Home Visits					Home Visits				

Day Eleven - Friday 4/11													
Location	7:00AM	8:00AM	9:00AM	10:00AM	11:00AM	NOON	1:00PM	2:00PM	3:00PM	4:00PM	5:00PM	6:00PM	Evening
Guest House	Breakfast	D&M											
At Churches													
In Community													
In Community													
Day In Addis: Sight Seeing, Shopping, Lunch at Sheridan, Dinner at Blue Top													

Day Twelve -Saturday 4/12													
Location	7:00AM	8:00AM	9:00AM	10:00AM	11:00AM	NOON	1:00PM	2:00PM	3:00PM	4:00PM	5:00PM	6:00PM	Evening
Guest House	Breakfast	D&M				Lunch						Dinner	
At Churches										HIV class			
In Community			Activity Day - Church #1										
In Community													
						Visit Open Market							
										Day Trip - Local Villages			

Day Thirteen - Sunday 4/13													
Location	7:00AM	8:00AM	9:00AM	10:00AM	11:00AM	NOON	1:00PM	2:00PM	3:00PM	4:00PM	5:00PM	6:00PM	Evening
Guest House	Breakfast	D&M				Lunch							
At Churches				Church /Speakers				Pack/Clean House		Leave for Addis: Closing meeting over supper.			
													Be at Airport at 8:00PM

D&M =Team Devotions and Team Meeting



# RAISING YOUR SUPPORT

There are a few different approaches to funding your work in missions. If you have the funds already set aside for your trip, that is easiest; but for many called to work in missions, raising support is a necessary part of the calling.

BCI projects are team efforts. Raising support for your mission trip is a great way to expand your team. It is important to remember that the objective is not just to raise money; it is to allow others to partner with you in this ministry.

If you are part of a group from the same church or community, make the most of your efforts by working together as a team to raise support. As you begin this faith building process, follow these ten guidelines for raising ministry support.

## **1. PRAY**

Thank God for allowing you to join Him in this experience where He is already at work. Pray and trust Him to faithfully provide the needed resources to accomplish His purposes.

## **2. DETERMINE AVAILABLE RESOURCES**

Calculate how much money you will be able to contribute to your project. This can include savings, earned money, tax refunds, gifts, etc. Once you determine how much you are willing to sacrifice for this mission, then you will know the amount you need to raise from supporters.

## **3. BEGIN WITH YOUR FAMILY & HOME CHURCH**

The best place to start looking for supporters is with those who know you best and care about you. Some family members will want to give and usually all of them will want to be informed of your trip. Find out if there are resources available from your church to help cover the trip cost.

## **4. MAKE A LIST OF POTENTIAL DONORS**

Talk with your family and friends to develop a list of individuals, groups, churches, and organizations that might be interested in supporting this project. Check with your church regarding their policy about raising money from church members.

## **5. SEND A LETTER**

Write a letter to mail to your list of potential donors. Refer to the sample letter on page 12 for ideas, but try to use your own words. Include the following:

- a) Information about the dates, destination, and nature of the project you will participate in.
- b) Why you are going and what you and the team will be working to accomplish.
- c) The cost of your trip and how they can help.
- d) A request for their partnership through prayerful and financial support.
- e) Your letter should contain this statement:  
"Contributions to Blessing the Children International are generally considered tax deductible; however, in accordance with IRS regulations, these designated offerings are subject to the governing board's control and discretion. When contributions for a particular individual exceed trip/support expenses, or if that volunteer is unable to participate on the trip, the governing board may redirect contributions to another activity within Blessing the Children International's mission program. If you are uncertain whether your donation qualifies for a tax deduction, please contact your tax consultant. Blessing the Children International is an approved 501(c)3 nonprofit organization."

## **6. MAKE FOLLOW-UP CONTACTS**

You can expect more people to support you if you make a follow-up call or visit. This is a good way for you to personally share with individuals and to invite them to join the team. Your church or other groups may want you to give a brief presentation about your mission.

## **7. KEEP TRACK OF DONATIONS & MEET THE DEADLINES**

Do your best to keep track of who joins your team. Who gave and how much? Who have you contacted? Aim to be a good steward of the investment that people are making in you. Keeping track of your financial status will also help ensure that you meet all the deadlines before your departure. Contact the Team's Coordinator at BCI if you have questions about donations received.

## **8. THANK THOSE WHO RESPOND**

Set a goal to thank donors as soon as you learn that a donation has been received. BCI will mail a tax-deductible receipt upon receiving your donor's gifts, but it's always a good idea for you to acknowledge them with a card, phone call, or both. Express your gratitude for their gift and your enthusiasm for having them on the team. Let them know you consider them as important as if they were going with you. Once again, ask them for their prayers.

## **9. SERVE GOD ON THE PROJECT**

By this time all your support raising will be well worth the effort when you see the people you are able to serve! Try to remember that there are others who are on your team through their prayers and gifts. Think of creative ways you can share your experience with them and thank them when you return home.

## **10. REPORT BACK TO DONORS AFTER YOU RETURN**

Be sure to write a letter telling your supporters about your mission. Thank them again and share some stories and results from your trip. You may want to send along a small gift or a picture from the trip. You may have opportunities to share in your church or other groups. Reporting back is a great way to cast the vision for more people to get involved in short-term missions.

*Several resources are available if you would like to learn more about the support raising process, including **People Raising** by William P. Dillon*

## **ADDITIONAL NOTES ON FUNDRAISING**

Many mission trip participants and missionaries have raised their entire support through effectively sharing their passion with people who know them. Many people cannot go themselves, but happy to partner with and send you. Remember to make your letter personal by adding a hand written, personal note to the bottom of the page of each letter you send.

For your supporter's donations to be tax-deductible, the checks must be written to Blessing the Children International, whether they send them to us directly or give them to you for mailing.

Including an addressed envelope with your letter will increase your responses. BCI will provide return envelopes to you at no cost. Just give us a call at 888-269-2719.

The sample letter on the following page is just a sample. Taking the time to use your own words and making the letter as personal as possible is important in sharing your passion with those who may support you. It is worth the time to write your letter well.

# SAMPLE FUND-RAISING LETTER

---

---

(DATE)

Dear Family & Friends,

God has given me the opportunity to participate on a mission trip to Ethiopia, Africa, with Blessing the Children International on (DATE). The team I will be working with will serve the poorest of the poor children in a town called Debre Zeyit, with spiritual and physical care. Our team will be working with orphans and impoverished children, in cooperation with local churches and BCI's ministry outreaches in a town of 130,000 people located about an hour's drive from the nation's capital, Addis Ababa.

I am writing to ask you to prayerfully consider joining our team through your support. First, please partner with me in prayer for the children we will be serving, for my health, safety and effectiveness as a team member, and for the many details of this trip.

Second, please consider supporting me financially for this outreach. The cost of this two-week trip is \$(AMOUNT) and includes airfare to Ethiopia. If you would like to join the team in this way, please make your tax-deductable gift by a check payable to Blessing the Children International and send it to BCI along with the form below.

I am also including a list of items that can be donated to this trip if you would like to participate in this way. I will pack these items in my luggage and personally take them to the outreach when I go.

Thank you for praying about being a vital part of our team.

Sincerely,

(NAME)

*(Add a hand written note to personalize the letter)*

-----  
Receipts for tax-deductable purposes should be made out to "Blessing the Children International". Please us this form instead of writing my name on the face of your check. Thank you!






Amount \$\_\_\_\_\_ for (PARTICPANT), (MISSION TRIP DATES)

From: \_\_\_\_\_  
\_\_\_\_\_  
\_\_\_\_\_

Contributions to Blessing the Children International are generally considered tax deductible; however, in accordance with IRS regulations, these designated offerings are subject to the governing board's control and discretion. When contributions for a particular individual exceed trip/support expenses, or if that volunteer is unable to participate on the trip, the governing board may redirect contributions to another activity within Blessing the Children International's mission program. If you are uncertain whether your donation qualifies for a tax deduction, please contact your tax consultant. Blessing the Children International is an approved 501(c)3 nonprofit organization.

---

## RECOMMENDED BOOKS FOR RAISING SUPPORT

<p style="text-align: center;"><b>PEOPLE RAISING</b></p>  <p><a href="http://www.raiseyoursupport.com/content/view/23/1/">http://www.raiseyoursupport.com/content/view/23/1/</a></p> <p><b>People Raising</b>, by Bill Dillon A Practical Guide to Raising Support 1993, Moody Press</p> <p>In this breakthrough manual/workbook William Dillon helps you get beyond developing a donor list, to sharing a vision and drawing others into a vital ministry team. It's a highly practical guide that provides the well-honed tools you need to finance the ministry to which God has called you.</p>	<p style="text-align: center;"><b>FRIEND RAISING</b></p>  <p><a href="http://www.raiseyoursupport.com/content/view/19/1/">http://www.raiseyoursupport.com/content/view/19/1/</a></p> <p><b>Friend Raising</b>: Building a Missionary Support Team that will Last</p> <p>This video and book are a valuable tool for full-time Christian workers in a variety of ministries, as well as those preparing for or already on the mission field. Additionally, individuals and churches who want to be part of that support team will be helped to better understand their roles. Author, Betty Barnett, has been a long-time YWAMer, and speaks from experience.</p>	<p style="text-align: center;"><b>FUNDING YOUR MINISTRY</b></p>  <p><b>Funding Your Ministry</b> — Whether You're Gifted or Not! by Scott Morton</p> <p>This book addresses the obstacles for those who raise personal support and those who send them. Whether you're an experienced fund-raiser or just starting out, Funding Your Ministry will help answer your questions and put you on the biblical path for recruiting and maintaining donor support.</p>
<p style="text-align: center;"><b>GETTING SENT</b></p>  <p><b>Getting Sent</b> by Pete Sommer A Relational Approach to Support Raising, c1999, InterVarsity Press</p> <p>Author Pete Sommer suggests meditation on certain passages to help in accepting God's gift for overcoming this fear. Review these texts out-loud and reflect on them, letting their truth echo in your soul.</p>	<p style="text-align: center;"><b>BUILDING YOUR SUPPORT TEAM</b></p>  <p><b>Building Your Support Team</b></p> <p>The seven sessions of this Series correspond with the chapters in the book, Serving As Senders. Whereas the book addresses the SENDERS and how they can care for the cross-cultural worker, this Audio Training Tape series talks to the GOER about his responsibility to develop the relationships necessary to foster a caring support team. For the fullest and best understanding, the missionary should listen to the tapes and read the book.</p>	<p style="text-align: center;"><b>THE SUPPORT RAISING HANDBOOK</b></p>  <p><b>The Support-Raising Handbook</b> A Guide for Christian Workers by Brian Rust and Barry McLeish, IVP, 1984</p> <p>The Support-Raising Handbook: A Guide for Christian Workers by Brian Rust and Barry McLeish, IVP, 1984</p> <p>This book, which seems to be out of print, has been of great help to many in developing their ministry support. There are used copies available from various sources.</p>



# SAMPLE PACKING LIST

## ESSENTIALS

- Airplane tickets
- Passport with Visa
- Missionary Fare Letter
- Cash

## PERSONAL

- Toothbrush and toothpaste
- Comb, brush, etc.
- Deodorant
- Small bottle of shampoo/conditioner
- Soap or shower gel
- Razor
- Vitamins
- Cosmetics
- Feminine supplies
- Small bottle of liquid laundry detergent

## MEDICAL ITEMS

- Bandages
- Antibiotic cream
- Aspirin or pain reliever
- Prescribed medications in their bottles
- Anti-malaria medication (see your Dr.)
- Imodium AD or Anti-diarrhea tablets

## CLOTHING

- Casual clothes for free time & travel
- Appropriate dress clothes for speaking
- Walking shoes & Flip flops or sandals
- Lightweight jacket or sweater
- Underwear & Sleepwear
- Hat to keep sun off your face
- Blouses & shirts
- Skirts & slacks

## MISCELLANEOUS ITEMS

- Camera & film (if not digital)
- Video Camera (with extra tapes)
- Iron or steamer
- Sunglasses
- Sunscreen
- Insect repellent
- Journal & pen
- MP3 or CD Player & CDs
- Spare Batteries or charger
- Alarm clock (battery type)
- Travel size tissues and/or toilet paper
- Anti-bacterial hand wipes
- Anti-bacterial hand gel
- Clorox wipes & Zip-Lock bags
- Bed sheets/pillowcase – twin size
- Small flashlight with spare batteries
- Travel sewing kit
- AC power converter & adapter plugs
- Ear plugs for the airplane or sleeping
- Binoculars

## SNACKS

- Trail mixes
- Beef jerky
- Mints, gum & hard candies
- Granola bars
- Snack bars
- Crackers or cookies
- Crystal light / drink mixes
- Bottled water (2 or 3 for road travel)
- Nuts

*It's better to take a little extra, but you can't use what you don't have.*

*Note: The AC Power in Ethiopia is 220 volts AC, not 110 as in the United States.*



# ADDITIONAL INFORMATION

## JET LAG

Jet lag is a syndrome of fatigue and disequilibrium experienced by travels crossing three or more time zones. It can persist for several days to two weeks while the biological clock slowly resets itself. Jet lag is generally more severe in persons traveling west to east than vice versa, primarily because it is easier to stay awake when traveling east to west than to go to sleep earlier when traveling in the opposite direction. Flying north or south may make you tired, but does not create significant jet lag. Jet lag before or during travel may be avoided by modification of diet, sleep cycles and exposure to daylight.

## TAKING PICTURES

It is wonderful to capture as much of your trip on film for sharing with others and to remember it by. While overseas, do not take photos in any airport or your camera may be confiscated and you may be subject to criminal charges. It is also appropriate to ask before taking any photos of police or military. Ethiopia strictly prohibits the photography of its bridges.

## CRIMINAL PENALTIES

While in a foreign country, a U.S. citizen is subject to that country's laws and regulations, which sometimes differ significantly from those in the United States and may not afford the protections available to the individual under U.S. law. Penalties for breaking the law can be more severe than in the United States for similar offenses. Persons violating the law, even unknowingly, may be expelled, arrested or imprisoned. Penalties for possession, use, or trafficking in illegal substances in Ethiopia are severe, and convicted offenders can expect long jail sentences and heavy fines. Engaging in illicit sexual conduct with children or using or disseminating child pornography in a foreign country is a crime, prosecutable in the United States.

## CLOCK AND CALENDAR

Ethiopia's calendar has 13 months and does not align with that used by America. Likewise with their time; their day is divided into 24 hours, but the hours start each day at what we would call 6:00AM and resetting at what we call 6:00PM for the night. Ethiopian time more follows the sun with sunrise starting their clock. For example; what Americans call 9:00AM in the morning, Ethiopians refer to as 3:00 in the day. And what Americans call 7:00PM, Ethiopians refer to as 1:00 in the night.



# FREQUENTLY ASKED QUESTIONS

## **WHERE IS THE AMERICAN EMBASSY IN ETHIOPIA?**

The American Embassy is located at Entoto Avenue. There are no street addresses in Ethiopian and no postal delivery other than Post Office Boxes. The Embassy's mailing address is:

PO Box 1014

Addis Ababa, Ethiopia

Their telephone number is +251 11-124-2424; emergency after-hours telephone: +251 11-124-2400; consular fax: +251 11-124-2435; website: <http://addisababa.usembassy.gov>

## **SHOULD I CARRY MY PASSPORT OR KEEP IT IN MY ROOM?**

It is advisable to keep your passport with you at all times, especially when traveling. Once you check into the guest house, you're welcome to lock it in your room.

## **SHOULD WE TAKE ANTIBIOTICS TO PREVENT GETTING ILL?**

Antibiotics are not recommended for prevention of travelers' diarrhea. The decision is based on 1) concern that prophylaxis of travelers' diarrhea may cause emergence of resistant organisms in developing countries, and 2) the number of side effects associated with antibiotics, 3) prolonged or excessive use of antibiotics could in itself lead to other gastrointestinal symptoms, which include diarrhea. However, those at high risk or those planning a once-in-a lifetime brief vacation may want to take an antibiotic like Cipro once a day while traveling.

## **CAN WE ADOPT THE CHILDREN IN YOUR PROGRAM?**

In Ethiopia – we encourage those able and interested in adoption to consider children from our program. Many are full orphans or have been abandoned. The adoption of these children simply means another orphaned child can be accepted in the adopted child's place. Blessing the Children is not licensed by the Ethiopian Government to do adoptions directly, but we are happy to cooperate with any licensed adoption agency to help you adopt.

## **CAN I SERVE AS A SHORT-TERM OR CAREER MISSIONARY?**

We need both short-term and career missionaries who are interested in serving a few weeks, a few months or a few years. While education and child care are two areas of high priority, we have many other opportunities for you to serve God in a Foreign Missions environment.

## **WHAT IS THE COST FOR EXTENDED STAYS OR SHORT-TERM?**

We encourage people to come as their schedule permits. If coming to Ethiopia outside of a scheduled mission trip, the cost is \$133 per week in addition to the base trip cost. For volunteers staying more than 4 months, we join in helping to raise the support over time as follows:

- Months 5 through 8 are shared 30% by us, so the cost is \$93 per week during this period.
- Months 9 through 12 are shared 60% by us, costing you \$53 per week during this period.
- After one year, Blessing the Children Int'l participates 100% in your support, so there is no weekly cost after a year, because we raise your weekly support.

The above costs are for room, board, and local transport in Ethiopia. They do not include money for personal ministry outreach and/or recreation. We do recommend you raise whatever support you can for extra ministry while you're there. The amount depends on the type of person you are, and has varied from less than \$20/week for some and hundreds of dollars a week for others.

## **CAN WE COMMUNICATE HOME WHILE IN ETHIOPIA?**

Yes. The best way to communicate is through email. There are several internet cafes all over Debre Zeyit. There are also pay phones and call centers if you wish to phone. In addition, you can mail from Ethiopia, but the mail could take several weeks to arrive home.

## **IS THE AREA SAFE? HAVE THERE BEEN ABDUCTIONS OR VIOLENCE?**

The area is very safe. We haven't had problems with violence or aggression against teams or missionaries. As a safety precaution, each of our guest houses do have guards though they act more as gatekeepers, to ensure that only BCI staff and missionaries enter BCI guest houses.

## **WHERE WOULD WE BE LIVING WHILE WE ARE OVER THERE?**

Most teams stay in BCI guest houses, which have similar amenities as houses in America (running water, bathroom, kitchen, etc.). This is a third-world country, so availability of water and electricity are not always stable from day to day.

## **HOW ARE MEALS PREPARED?**

Meals in BCI Guest Houses are prepared and cleaned up family style. Upon your arrival, a team cooking/cleaning schedule will be made up. Each person will be expected to participate.

## **ARE THERE AGE RESTRICTIONS/REQUIREMENTS?**

See Team & Missionary Policies: [http://blessingthechildren.org/Forms/Team\\_Missionary\\_Policies.pdf](http://blessingthechildren.org/Forms/Team_Missionary_Policies.pdf)

## **IF I CANCEL MY TRIP, CAN I GET A REFUND?**

Please see our Team and Missionary Policies:

[http://blessingthechildren.org/Forms/Team\\_Missionary\\_Policies.pdf](http://blessingthechildren.org/Forms/Team_Missionary_Policies.pdf)

## **WHAT IS THE WEATHER LIKE?**

May through October is considered the rainy season and November through April is considered the dry season. The elevation is 1,920 meters (6,299 feet). For more detailed information about Ethiopia's seasons, please visit: <http://www.ethiopiantreasures.toucansurf.com/pages/climate.htm>

## **IF I RAISE MORE THAN MY TRIP COST, DO I GET THAT BACK?**

Contributions to Blessing the Children International are generally considered tax deductible; however, in accordance with IRS regulations, mission trip contributions are pooled with others toward a designated trip. When contributions for a particular mission trip exceed trip support/expenses, or if a volunteer is unable to participate on the trip, the governing board may direct contributions to other activities within BCI's mission program. Blessing the Children International is an approved 501(c)3 nonprofit organization.

## **CAN YOU TELL ME HOW MUCH I'VE RAISED AND WHO IT'S FROM?**

We can give you the amount that has been raised for your trip, but due to privacy laws we are unable to disclose specific donor information. One option is to have the checks made out to Blessing the Children but mailed to you. Then you can send them on to us. Keep in mind though, that some people are more comfortable mailing their checks directly to BCI.

## **IF MY FAMILY COMES, CAN WE GET A DISCOUNT?**

Discounts are available to groups and families. Please see Team & Missionary Policies: [http://blessingthechildren.org/Forms/Team\\_Missionary\\_Policies.pdf](http://blessingthechildren.org/Forms/Team_Missionary_Policies.pdf)



# ONLINE PROJECT & MINISTRY LINKS

We pray most of your questions are answered in the pages of this booklet. Some other specific resources and information is available to you online at: <http://www.blessingthechildren.org/more>

## Ethiopia in the News:

Ethiopia Opens its Doors Slowly ..... <http://travel2.nytimes.com/2006/09/17/travel/17ethiopia.html>  
Slide show ..... [http://www.nytimes.com/slideshow/2006/09/12/travel/20060917\\_ETHIOPIA\\_SLIDESHOW\\_1.html](http://www.nytimes.com/slideshow/2006/09/12/travel/20060917_ETHIOPIA_SLIDESHOW_1.html)  
Where the Dinner Table is an Alter of Thanks ..... <http://travel.nytimes.com/2007/03/18/travel/18choicetables.html>

## BCI in the News:

Visit our blog for the latest news updated weekly ..... <http://blessingthechildren.wordpress.com/>  
BCI published on Wikipedia, Nov 2009 ..... [http://en.wikipedia.org/wiki/Blessing\\_the\\_Children\\_International](http://en.wikipedia.org/wiki/Blessing_the_Children_International)  
BCI Academy Opens, Oct 2009 ..... <http://christiannewswire.com/news/8481411809.html>  
..... [http://www.blessingthechildren.org/Adana/Press\\_Release\\_2009-10.pdf](http://www.blessingthechildren.org/Adana/Press_Release_2009-10.pdf)  
Adana Project Starts Feb 2008 ..... <http://christiannewswire.com/news/867675434.html>  
BCI Nov 2006 ..... <http://www.christiannewswire.com/news/698421150.html>  
BCI Jan 2006 ..... <http://blessingthechildren.org/Forms/NewsRelease.pdf>

## Photo & Videos:

Photos: Plight of the orphan ..... [http://www.blessingthechildren.org/Plight\\_of\\_the\\_Orphan](http://www.blessingthechildren.org/Plight_of_the_Orphan)  
Great Video: Save the Children ..... [http://blessingthechildren.org/Videos/Save\\_the\\_Children.wmv](http://blessingthechildren.org/Videos/Save_the_Children.wmv)  
Video: Mission Trip 2007 ..... [http://blessingthechildren.org/Videos/Kamashi\\_Trip\\_2007.wmv](http://blessingthechildren.org/Videos/Kamashi_Trip_2007.wmv)

## Mission Trips & Missionaries:

Flyer ..... [http://blessingthechildren.org/Forms/Mission\\_Trips.pdf](http://blessingthechildren.org/Forms/Mission_Trips.pdf)  
Missionaries Needed ..... [http://blessingthechildren.org/Forms/Missionary\\_Positions.pdf](http://blessingthechildren.org/Forms/Missionary_Positions.pdf)  
Missions Booklet ..... [http://blessingthechildren.org/Forms/Missions\\_Booklet.pdf](http://blessingthechildren.org/Forms/Missions_Booklet.pdf)  
Pocket Guide ..... [http://blessingthechildren.org/Trips/Pocket\\_Guide\\_Map.pdf](http://blessingthechildren.org/Trips/Pocket_Guide_Map.pdf)  
Application (PDF to print) ..... [http://blessingthechildren.org/Forms/BCI\\_Missions\\_Application.pdf](http://blessingthechildren.org/Forms/BCI_Missions_Application.pdf)  
..... (fill-in online in Word) – [http://blessingthechildren.org/Forms/BCI\\_Missions\\_Application.doc](http://blessingthechildren.org/Forms/BCI_Missions_Application.doc)  
Group Application ..... [http://blessingthechildren.org/Forms/Group\\_Application.pdf](http://blessingthechildren.org/Forms/Group_Application.pdf)  
Ethiopian Visa Application ..... [http://www.ethiopianembassy.org/visa\\_app.pdf](http://www.ethiopianembassy.org/visa_app.pdf)  
Completed Sample Visa ..... [http://blessingthechildren.org/Forms/Sample\\_Visa\\_Application.jpg](http://blessingthechildren.org/Forms/Sample_Visa_Application.jpg)  
Testimony ..... [http://blessingthechildren.org/Trips/Mission\\_Trip\\_Testimony\\_Deanne\\_08.pdf](http://blessingthechildren.org/Trips/Mission_Trip_Testimony_Deanne_08.pdf)  
Base Trip Costs ..... \$2,945 low season and \$3,395 high season (\$1,280 if coming from outside the US)

## Adana Children Center:

Project Brochure ..... [http://blessingthechildren.org/Adana/Adana\\_Brochure.pdf](http://blessingthechildren.org/Adana/Adana_Brochure.pdf)  
Child Listing ..... [http://blessingthechildren.org/Adana/Child\\_Info.pdf](http://blessingthechildren.org/Adana/Child_Info.pdf)  
Full Project Detail ..... <http://blessingthechildren.org/Adana/Proposal.pdf>

**Child Sponsorship Brochure .....** [http://blessingthechildren.org/Forms/CHILD\\_Sponsorship.pdf](http://blessingthechildren.org/Forms/CHILD_Sponsorship.pdf)

## Legal Stuff: BCI 501(c)(3) IRS Exemption Letter:

..... <http://BlessingTheChildren.org/Forms/Non-ProfitCert.pdf>  
..... <http://www.irs.gov/app/pub-78/> - to check with IRS for nonprofit status.  
..... <http://blessingthechildren.org/Forms/2007BCI990.pdf>

**Statement of Faith .....** [http://blessingthechildren.org/Forms/Statement\\_of\\_Faith.pdf](http://blessingthechildren.org/Forms/Statement_of_Faith.pdf)